

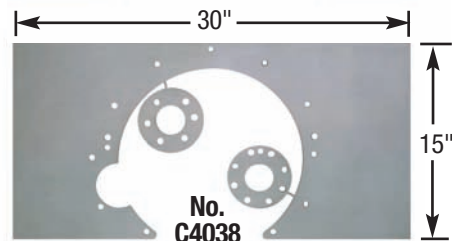
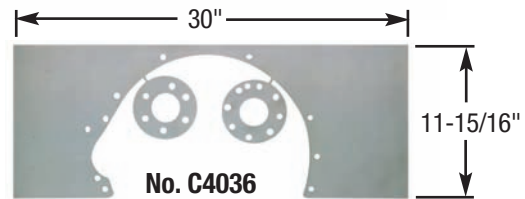

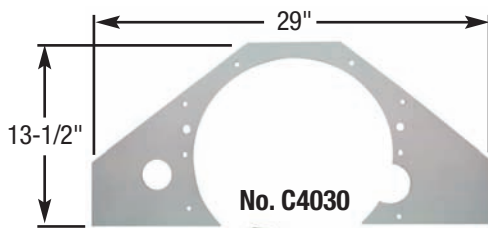
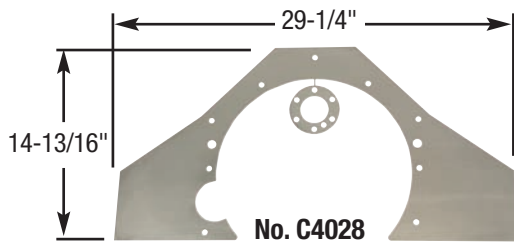



MID MOUNT PLATES

- Available for most Chevy, Ford and Mopar applications in .090" steel; Chevy version also available in .188" aluminum
- Eliminates torsional chassis stress, block twisting and broken transmission cases
- Includes flywheel shims (except No. C4030) to ensure accurate torque converter to front pump engagement
- Allows easier transmission swaps and aids clutch operation
- Designed on CAD equipment for a precise fit and easy installation
- CNC laser cut to eliminate warpage from metal stamping
- Universal Frame Mounts Included
- 30" wide to fit most installations
- Welding Required

PART #	DESCRIPTION
C4027	Chevy LS-1, .188" thick 6061-T6 Aluminum
C4028	Chevy LS-1, .090" thick Steel
C4030	Chevy V8 & 90° V6, .188" thick 6061-T6 Aluminum
C4031	Chevy V8 & 90° V6, .090" thick Steel

PART #	DESCRIPTION
C4035	Ford 289-302, 351C, 351W, .090" thick Steel
C4037	Ford 351M, 400, 429, 460, .090" thick Steel
C4038	Mopar 273-360, .090" thick Steel with 727 Transmission
C4036	Mopar 383-440, .090" thick Steel



COMPETITION ENGINEERING

MID-MOUNT PLATE REPLACEMENT MOUNTING KIT

- Recommended when more than one mounting kit is required
- Manufactured from 1/8" mild steel with four triangular gussets
- Includes mounting hardware
- Welding required

PART #	DESCRIPTION
C4032	Mid-Mount Plate Mounting Kit



ENGINE LIMITER KIT

- Mounts diagonally between the engine block and the frame rail preventing the forward and rearward movement of the engine/transmission assembly during launch and braking conditions
- Without this kit, the movement of the engine within the chassis would cause the front and rear motor plates to flex and eventually crack
- The use of two kits positioned on either side of the engine is highly recommend for high horsepower race cars
- Includes a 3/4" dia. DOM steel tube, two chassis tabs, a 1/2" high misalignment rod end, an engine mounting tube and complete instructions



No. C4034

- Improves reaction times
- Fabrication & welding required

PART #	DESCRIPTION
C4034	Engine Limiter Kit